



ASSEMBLY INSTRUCTION

Caterpillar & Tyre swinger Art.-No. 4585 & 4585-30

All installations, inspections, maintenance and operations have to accord to the instructions of the EN1176-7 !

The complete assembling instructions, the maintenance instructions and the maintenance printout have to be forwarded to the operator !

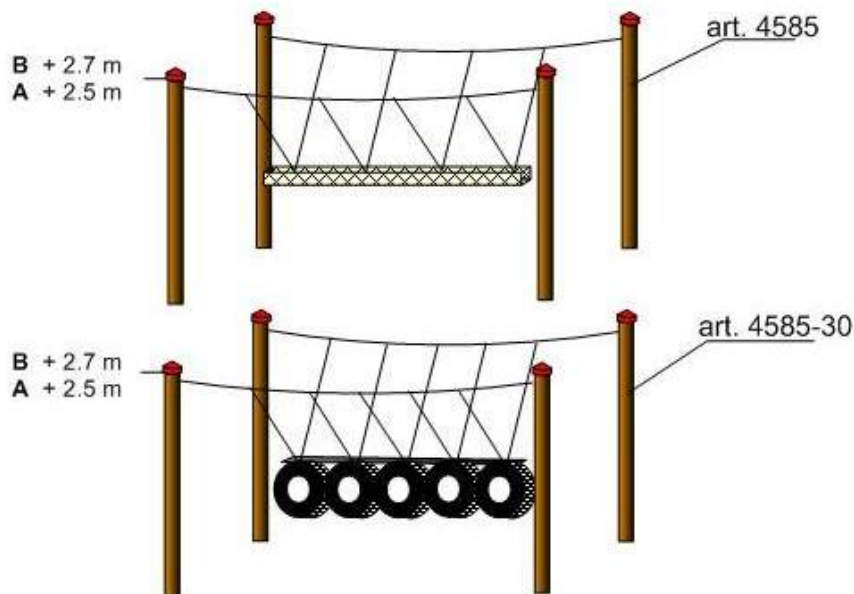
Before the installation, it's necessary to check the completeness of the several item parts and the fixations, according to the item number of the enclosed list of material.

	4 wooden posts (larch wood) Ø 18 cm - length 3.5m <i>or</i>	140 kg
	4 wooden posts (douglas fir) Ø 18 cm - length 3.7m incl. post shoes	365 kg
	1 Cardboard with nets parts and accessories	58 kg

Required floor space: Main part 2.5 m x 4.5 m
incl. safety area 4.0 m x 8.0 m

Required level surface: *Fall height: 1.5m* = sand, wood chippings, gravel required!

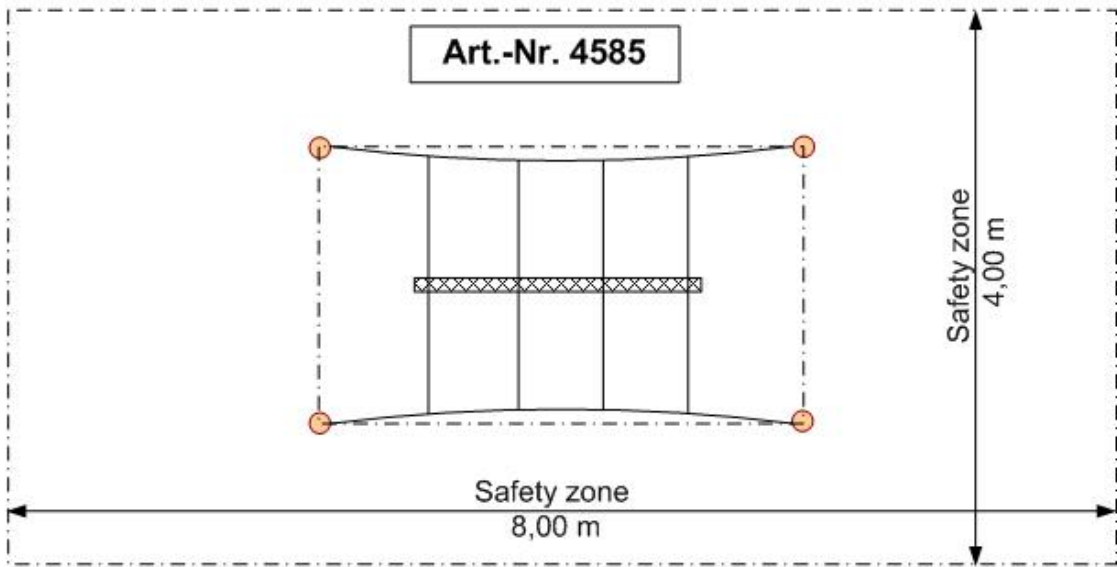
1 Vibrator (frog rammer)
Standard tools



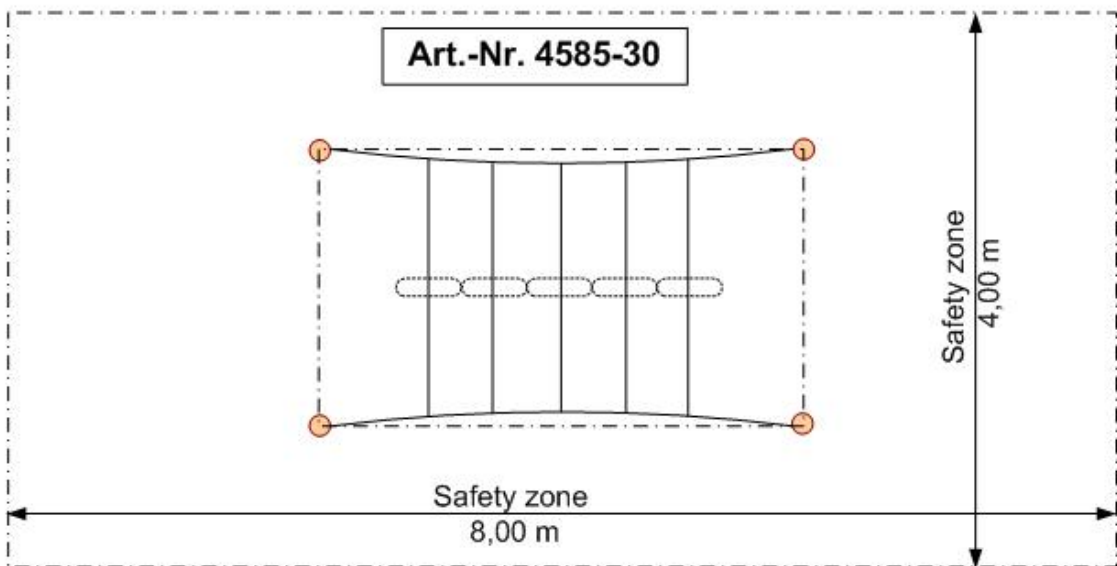
You are not allowed to utilize, not to duplicate or to give or to show a third person this sketch, without our written permission. Nevertheless if you do this, we are in the position to claim you on



Art.no.: 4585 - 4585-30



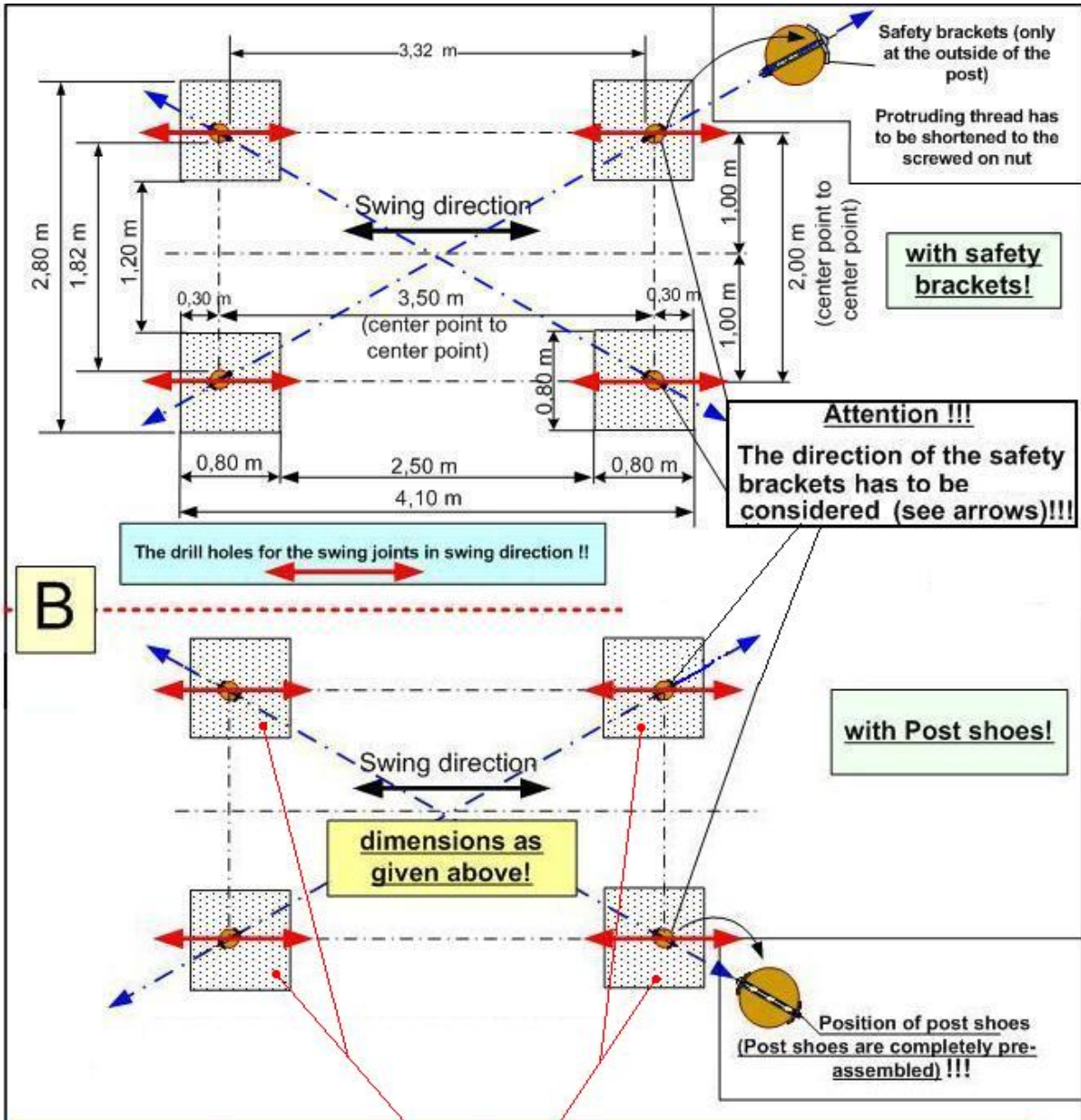
A



Huck Seiltechnik GmbH & Co. KG
 Netz- und Seilspielgeräte
 Dillerberg 4 D-35614 Aßlar-Berghausen
 Postfach 1206 D-35608 Aßlar-Berghausen
 Telefon (06443) 8311-0, Telefax (06443) 83 11-79

Caterpillar & Tyre swinger
 Art. 4585 + 4585-30

page 2a / 10



Attention!

Rond off upper foundation edges! Foundation sizes are determined for „normal“ soil classes (4 – 5, normal ground)

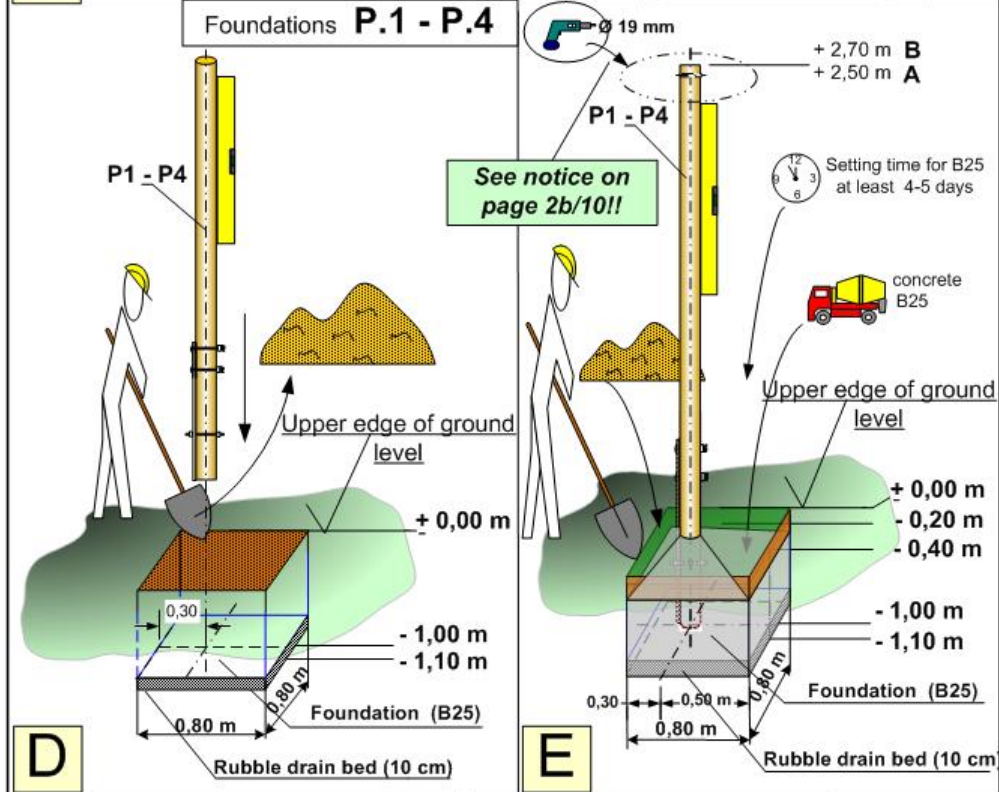
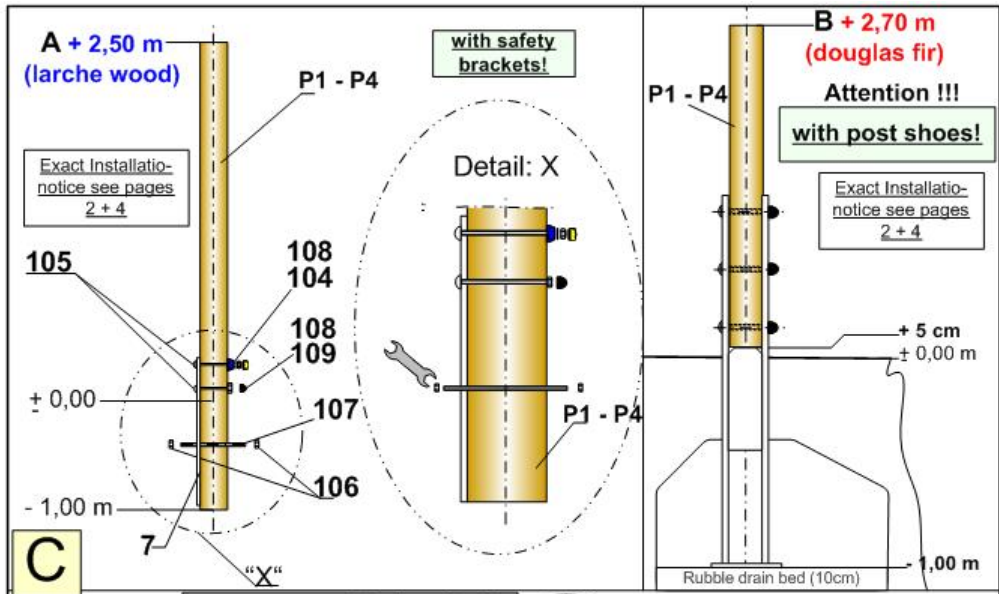
Soil class 4: soft to medium plasticity with minor proportion of stones (proportion < 30 % above a diameter of 63mm grain size)

Soil class 5: ground with big proportion of stones (proportion < 30 % above a diameter of 63mm grain size).

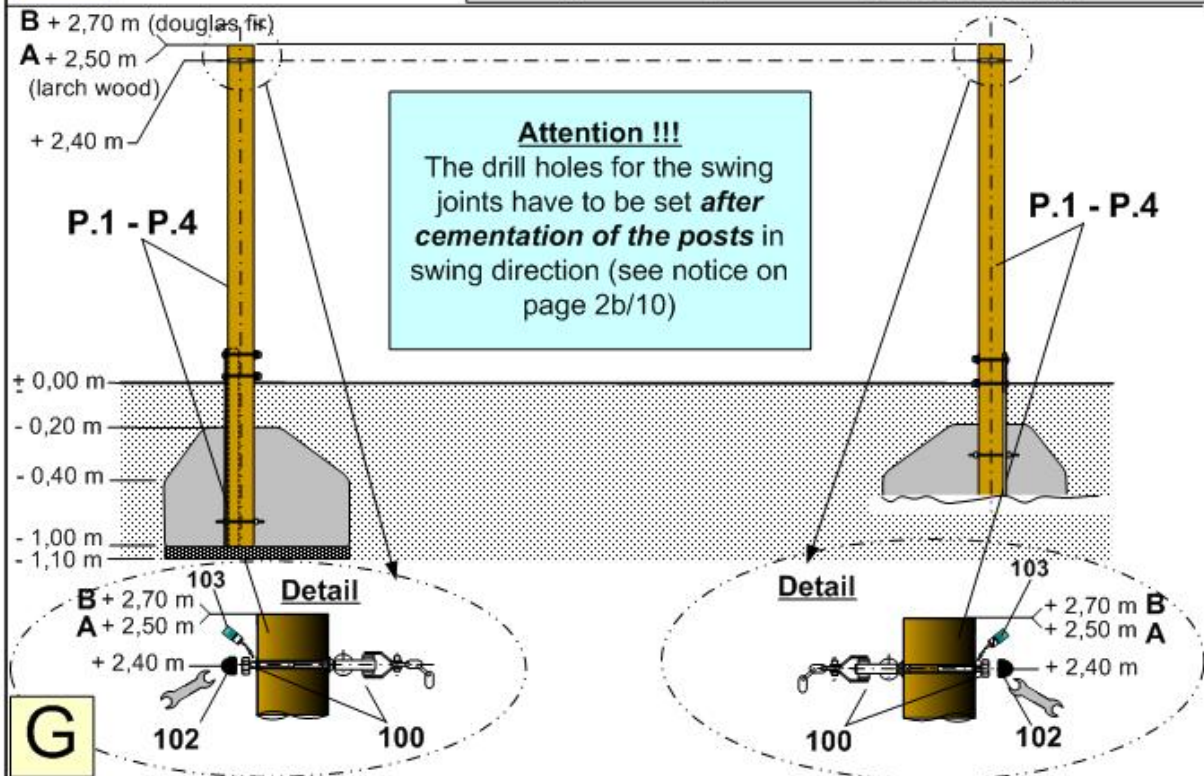
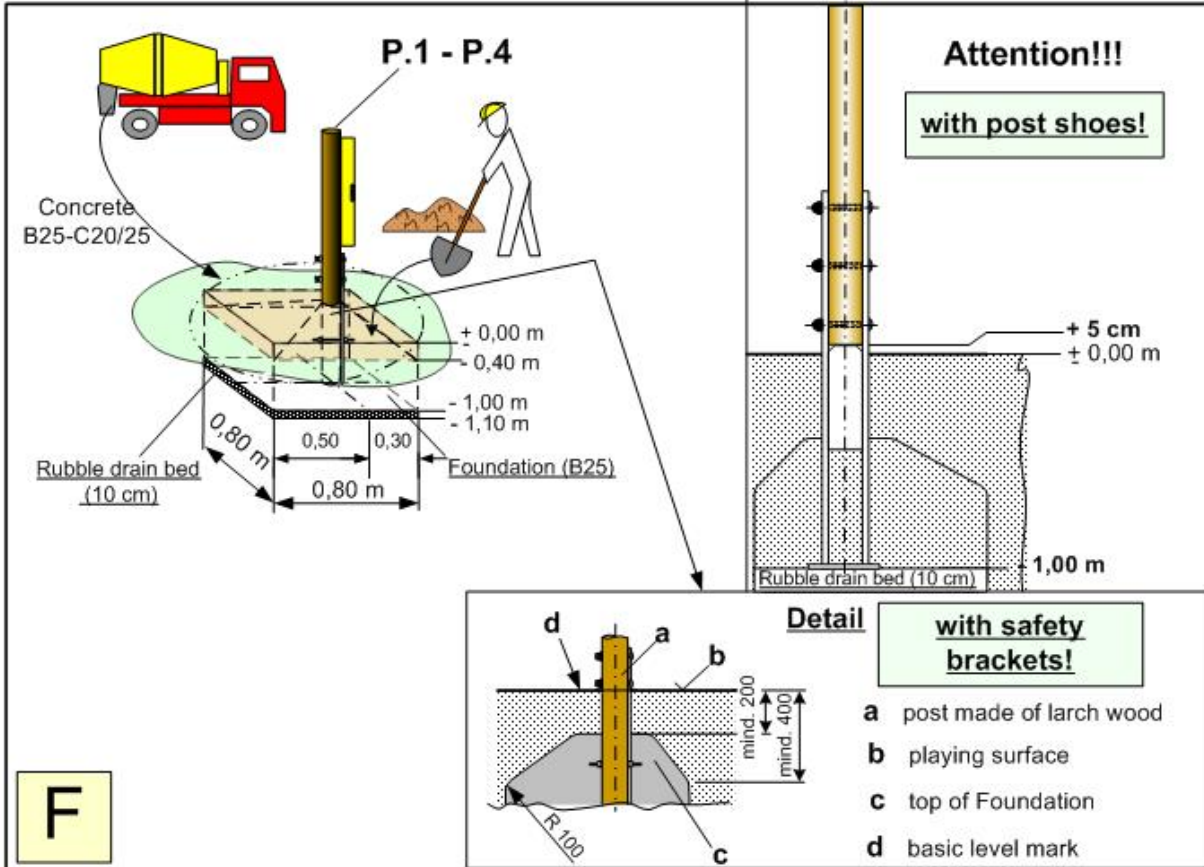
For security design the foundation sizes bigger in case of softer soil/ground!

Attention !!!

The drill holes for the swing joints have to be set **after cementation of the posts** in swing direction.



M:\Huck\Englisch\4585 u 4585-30\4585 u 4585-30\BL3RS.vsd

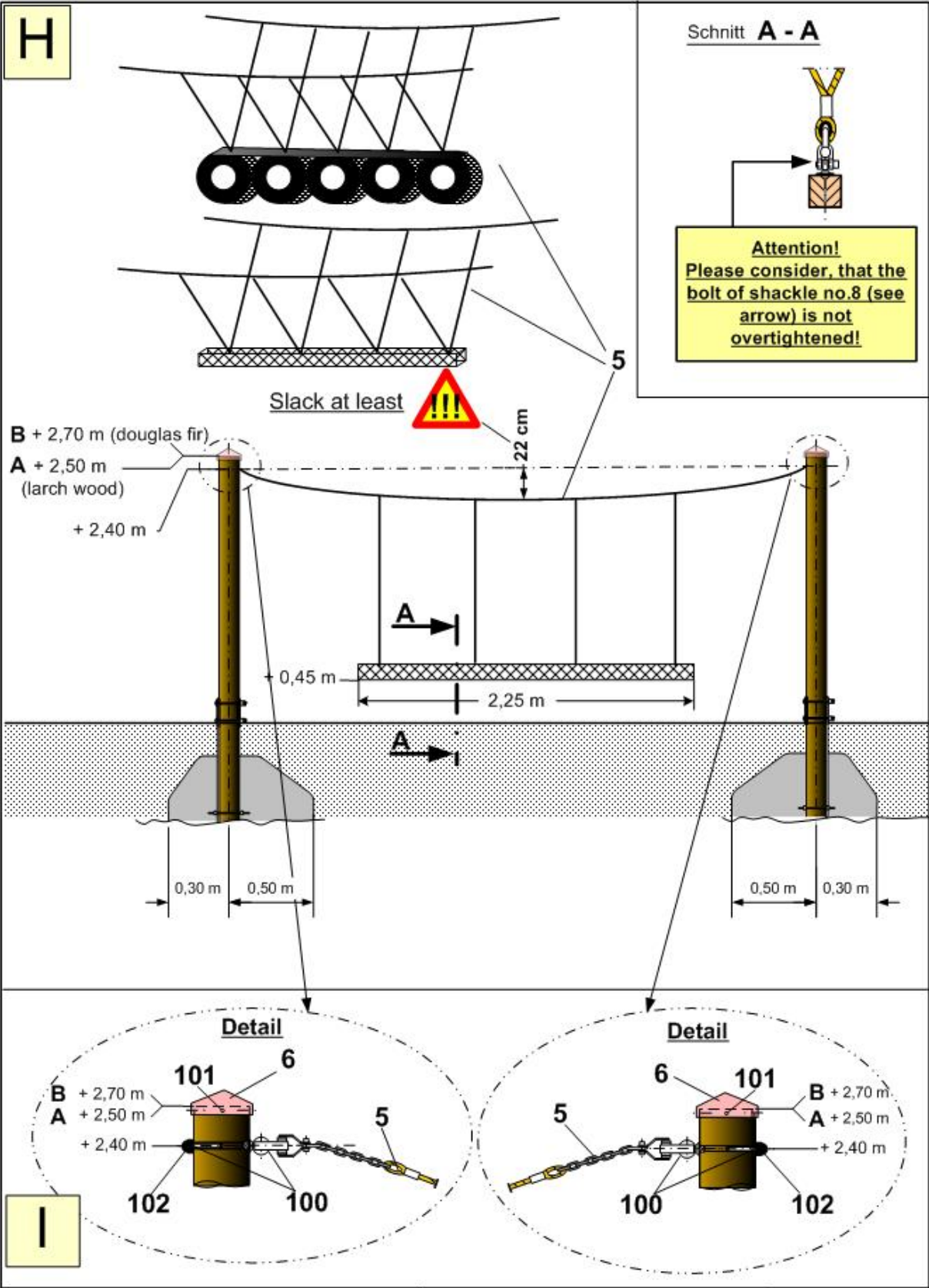


HUCK

Huck Seiltechnik GmbH & Co. KG
Netz- und Seilspielgeräte
Dillerberg 4 D-35614 Aßlar-Berghausen
Postfach 1206 D-35608 Aßlar-Berghausen
Telefon (06443) 83111-0, Telefax (06443) 83 11-79

Caterpillar & Tyre swinger
Art. 4585 + 4585-30

Page 4/10



I



Huck Seiltechnik GmbH & Co. KG
 Netz- und Seilspielgeräte
 Dillerberg 4 D-35614 Aßlar-Berghausen
 Postfach 1206 D-35608 Aßlar-Berghausen
 Telefon (06443) 8311-0, Telefax (06443) 83 11-79

Caterpillar & Tyre swinger
 Art. 4585 + 4585-30

Page 5/10

Approximately 2 weeks after assembling, you have to proof the strength of each screwed connection. In case of loosening, the fixations have to be retightened.

If the playground item is high strained, you have to put more attention to the check-up and the maintenance .

In case of repairs, incomplete installation or maintenance operations, the playground item has to be blocked.

Please contact your dealer, if you have got some assembling problems or other questions:



MAINTENANCE GUIDELINES

Caterpillar & Tyre swinger
Art.-Nr. 4585 + 4585-30

W = weekly	m = monthly	y = yearly	m	1/4y	1/2y	y
1. proof surface area underneath the item for dangerous objects			<input checked="" type="checkbox"/>	<input type="checkbox"/>	<input type="checkbox"/>	<input type="checkbox"/>
2. proof stableness of standpole, bracing, foundation			<input type="checkbox"/>	<input type="checkbox"/>	<input checked="" type="checkbox"/>	<input type="checkbox"/>
3. proof wastage and tightness of fixations. Retighten or replace damaged items if necessary			<input checked="" type="checkbox"/>	<input type="checkbox"/>	<input type="checkbox"/>	<input type="checkbox"/>
4. proof moving parts (joints, springs, etc.) for wastage and function - replace if necessary. Greasing of joints is not necessary - only maintenance-free ball-bearings are used.			<input checked="" type="checkbox"/>	<input type="checkbox"/>	<input type="checkbox"/>	<input type="checkbox"/>
5. proof all added items (chains, ropes, nets, etc.) for wastage or damage - replace if necessary			<input checked="" type="checkbox"/>	<input type="checkbox"/>	<input type="checkbox"/>	<input type="checkbox"/>
6. proof all rubber items, sleeves, etc. for wastage and damage - replace if necessary.			<input checked="" type="checkbox"/>	<input type="checkbox"/>	<input type="checkbox"/>	<input type="checkbox"/>
7. proof surface of wooden parts for wastage and damage - replace if necessary			<input checked="" type="checkbox"/>	<input type="checkbox"/>	<input type="checkbox"/>	<input type="checkbox"/>
8. proof surface of plastic and metal parts (slides etc.) for wastage and damage - replace if necessary			<input checked="" type="checkbox"/>	<input type="checkbox"/>	<input type="checkbox"/>	<input type="checkbox"/>

We recommend to carry out the checkup and maintenance operation according to our guidelines, because high strain, atmospheric influence or vandalism can cause the loss of safety and function.

In case of a damage, which affects the safety, the playground item has to be blocked or disassembled and repaired immediately.

Damage, which affects the function, can cause the loss of safety, decrease the fun for playing and excite to vandalism. In this case the item has also to be repaired immediately.

Any kind of repair and maintenance has to be done by a competent person.

General remarks:

a regularly checked playground item couldn't be dangerous, because it can not be damaged like a unchecked item.

But the requirement is the replacement of the damaged parts from the checked playground item.



Huck Seiltechnik GmbH & Co. KG
Netz- und Seilspielgeräte
Dillerberg 4 D-35614 Aßlar-Berghausen
Postfach 1206 D-35608 Aßlar-Berghausen
Telefon (06443) 8311-0, Telefax (06443) 83 11-79

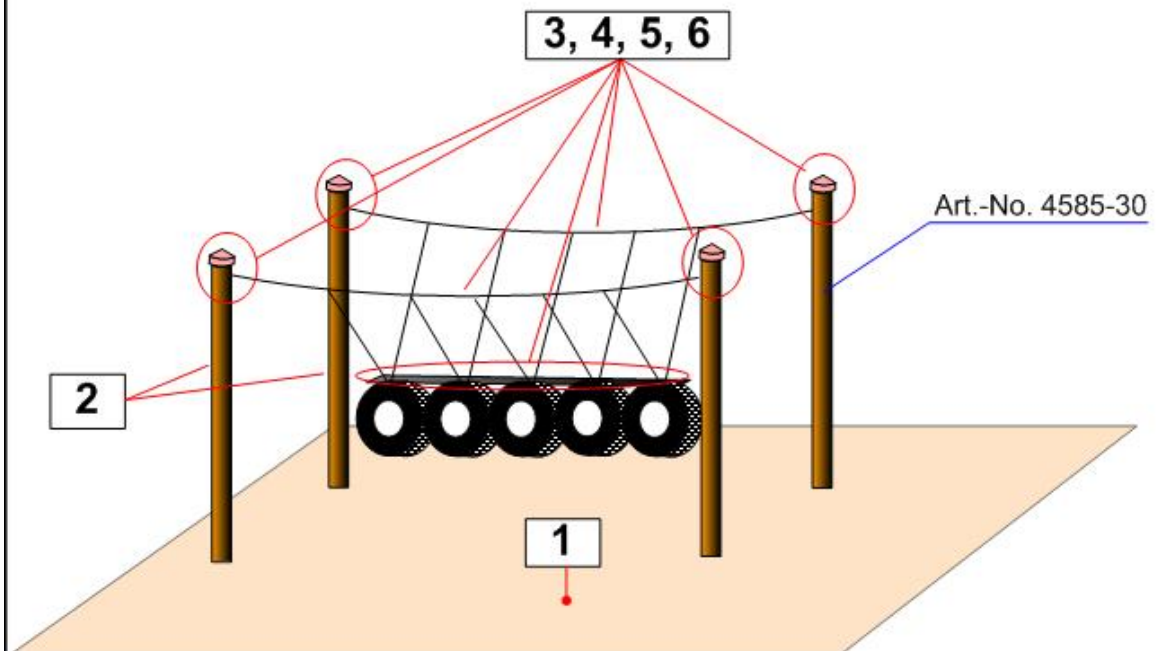
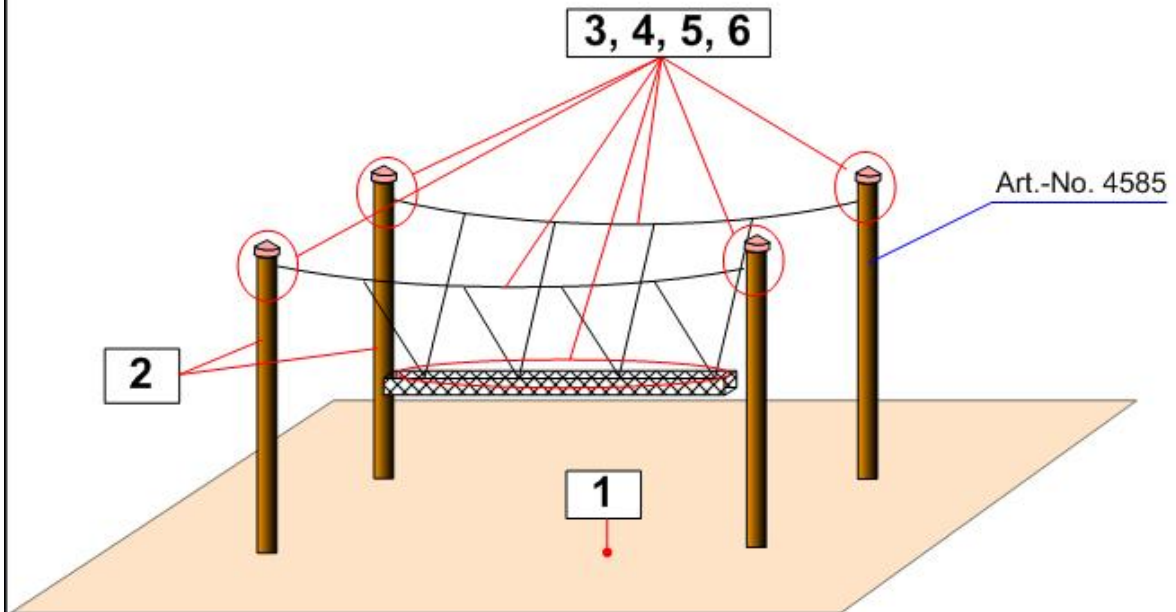
Caterpillar & Tyre swinger
Art. 4585 + 4585-30

Page 7/10

Periodic Maintenance Instructions

Caterpillar swinger Art.-Nr. 4585

Tyre swinger Art.-Nr. 4585-30
















MAINTENANCE PRINTOUT

Date of inspection	Inspector	Playground item is...			defect	repaired by	date				
		o.k.	minor damaged	blocked							



Huck Seiltechnik GmbH & Co. KG
Netz- und Seilspielgeräte
Dillerberg 4 D-35614 Aßlar-Berghausen
Postfach 1206 D-35608 Aßlar-Berghausen
Telefon (06443) 8311-0, Telefax (06443) 83 11-79

Caterpillar & Tyre swinger
Art. 4585 + 4585-30








Pos.	Quantity	Element	Description	Size
100	4 x		Suspension bearing 4608 /M18 incl. washer + stop-nut	M18
101	16 x		Wood screw (for Pos. 6)	5 x 30
102	4 x		Cap (black) (for Pos. 100)	for M18
103	1x		Loctite	
104	4x		Cap (blue/yellow) (for top of safety brackets)	f. M12
105	8x		Carriage bolt (for Safety brackets)	M12 x 210 mm
106	8x		Hexagon nut DIN 934 (for Safety brackets)	M12 VA
107	4x		Threaded rod (for Safety brackets)	M12 x 500 mm lang
108	8x		Hexagon nut DIN 985 (for Safety brackets)	M12 VA
109	4 x		Cap (black) (for bottom of safety brackets)	für M12
110	1 x			
111				
112				
113				
114				



Huck Seiltechnik GmbH & Co. KG
 Netz- und Seilspiegelgeräte
 Dillerberg 4 D-35814 Aßlar-Berghausen
 Postfach 1206 D-35608 Aßlar-Berghausen
 Telefon (06443) 8311-0, Telefax (06443) 83 11-79

Caterpillar &
 Tyre swinger Art.-No. 4585 + 4585-30

page 9/10

Pos.	Quantity	Element	Description	Size
P.1 - P.4	4 x		Wooden post (larch wood) bore hole 10cm from top (Ø 19 mm)	Ø 180 mm - length 3.5m
OR				
P.1 - P.4	4 x		Wooden post (douglas fir) with pre-assembled post shoes bore hole 30 cm from top (Ø 19 mm)	Ø 180 mm - length 3.7m <small>(complete length incl. post shoe)</small> <small>(length without post shoe = 2.65 m)</small>
5	1 x		Pre-assembled net construction (incl. Square- section rope and suspension ropes) Art.-No. 4585-30	
5	1 x		Pre-assembled net construction (incl. 5 tyres and suspension ropes) Art.-No. 4585-30	
6	4 x		cover caps (red)	for Posts-Ø 180 mm
7	4 x		Safety brackets (only for larch-wood-posts)	
		Huck Seiltechnik GmbH & Co. KG Netz- und Seilspielgeräte Dillerberg 4 D-35614 Aßlar-Berghausen Postfach 1206 D-35608 Aßlar-Berghausen Telefon (06443) 8311-0, Telefax (06443) 83 11-79		Caterpillar & Tyre swinger Art. 4585 + 4585-30
			page 10/10	

1 Hand over document



After the installation of the equipment pass the installation and maintenance documents to the operator. The operator has to receive the hand over documents. The complete filled and signed hand over document should be sent to the supplier.

Art.-No.: 4585-30

Type of item: Tyre Swinger

Serial number: _____

Customer or operator (Town, Town council, Kindergarten, etc.):

Competent person in charge:

Installation company (address):

Responsible assistant (assembler):

Received the complete assembly instructions, maintenance instructions and maintenance printout .

(Signature of operator) (Signature of installation company)
(Stamp)

Date: _____