



Lantern Climbing Nest

Art. No. 4530-20












Lantern Swing Nest

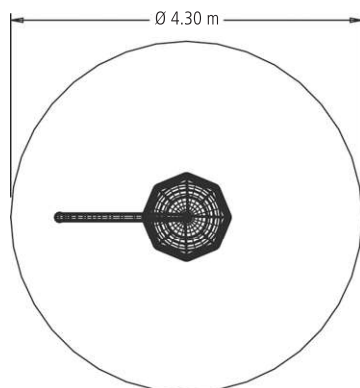
Art. No. 4530-50











For symbol explanation see folding card at the back

-  2.50 m
-  2.10 x 1.00 m
-  14.50 m²
-  Ø 4.30 m
-  1.50 m
-  0.70 m³
-  6
- 
- 

Equipment
1 Steel posts
(Ø 160 mm),
hot-dip galvanised,
length 3.50 m



For symbol explanation see folding card at the back

-  2.50 m
-  2.00 x 0.76 m
-  14.50 m²
-  Ø 4.30 m
-  0.55 m
-  0.70 m³
-  2
- 

Equipment
1 Steel posts
(Ø 160 mm),
hot-dip galvanised,
length 3.50 m

